




DuraShutter™

Rolling Counter Shutters

With a proven track record for durability, DuraShutter counter shutters are ideal for retail and commercial facilities, where both appearance and dependability are important.



Rugged

Constructed from commercial quality materials, DuraShutter assures a long life cycle and require little to no maintenance, delivering the reliability and durability to meet or exceed the requirements of daily use.



Versatile

Designed for a variety of common applications, DuraShutter is available in steel, perforated steel, stainless steel and aluminum curtains, along with a wide variety of quality features and options such as 187 powder coat colors and integral frames.



Secure

DuraShutter secures openings above counters and similar finished openings with interlocking roll formed slats with endlocks riveted to ends of alternate slats. With the added protection of cylinder or thumb turn locks you can be certain your building will be safe and secure.

DuraShutter™

Application Guide

	DuraShutter
Cafeteria/Concessions	●
High Security	◐
Pharmacy	●
Shopping Mall/Retail	●
Healthcare Facilities	●
Educational Facilities	●
Stadiums	●
Service Window Openings	●

● Best ◐ Good

Color Options

DuraShutter



DuraShutter

Features


Every DuraShutter counter shutter is built for superior performance and includes the features listed below. For additional options, please see the inside pages.

Curtain Hood




Curtain hoods are square and designed for maximum structural rigidity.

Curtain



All DuraShutter curtains are constructed with heavy-duty steel, stainless steel or aluminum flat slats.

Counterbalance System



A torsion-spring-operated system, enclosed in a structural steel barrel, effectively counterbalances the door for a minimum of 7,500 cycles.

Guides



Guides constructed of steel, stainless steel or aluminum, allow for face or jamb mounting. Wool pile strips inside the guides provide smooth, quiet operation.

Bottom Bar



Curtain bottoms are constructed of steel, aluminum or stainless steel with a foam edge to protect the sill.

Locks



Cylinder or thumb-turn locks help keep your building secure. Thumb-turn locks are standard on shutters with manual or crank operation.


Model Options and Upgrades

187 ArmorBrite™ Colors



Choose your color! Nearly every Raynor rolling door component (curtain slats, bottom bars, guides, hoods and head plates) can be powder coated in any of 187 colors for an attractive appearance and exceptional durability.

Brush Seals




A brush-type guide (shown) or header seal increases energy efficiency.



Integral Frame Options

Offered in built-in and slip-in styles, Raynor integral frame counter shutters provide maximum strength and security with metal frames, shutters and sills that are factory-assembled as a complete unit. Both options are available with manual, crank or motor operation. Each offers a clean appearance and unique advantages, depending on your application needs.

Slip-in Style Frames



For your existing walls, the slip-in style frames are a sleek and easy solution.

Shown: DuraShutter in stainless steel

Built-in Style Frames



For masonry walls not yet constructed, built-in style frames provide a clean, finished appearance.

Shown: DuraShutter with optional ArmorBrite Finish

Operation Methods

Eclipse™ Tube Motors



Ideal for easy and convenient operation, and concealed inside the barrel assembly, this quiet torque-rated motor runs smoothly at the touch of a button.

Crank Operation



Hand-crank operation is available on all DuraShutter counter shutters.

ControlHoist™ 2.0 Operations



For larger sized counter shutters, choose a reliable ½ hp ControlHoist™ 2.0 jackshaft operator.

Model	Slat Material (Thickness)	Slat Profile	Guides	Maximum Sizes	Maximum Sizes (Integral Frame Option)	Color/Finishes
CP	Steel (22 gauge)	Flat	Steel	20' Width 8' Height' (max. 120 sq. ft.)	11'6" Width 5'6" Height 4½" - 12" Wall Thickness	Gray or Armorbrite™
CPP		Perforated Flat				
CA	Aluminum (.05")	Flat	Aluminum	20' Width 8' Height (max. 120 sq. ft.)	11'6" Width 6'6" Height 4½" - 12" Wall Thickness	Clear-Anodized
CSS	Stainless Steel (22 gauge)		Stainless Steel			Stainless Steel #4

NOTE: Contact factory for special sizes.


LIMITED WARRANTY: DuraShutter counter shutters carry a 1-year limited warranty. See your local Raynor Dealer for complete details.

Commercial Operators

Raynor ControlHoist™ 2.0 (with solid state logic board control) and PowerHoist™ operators are available in a variety of motor, voltage, and phase combinations for any commercial or industrial application. Contact your local Raynor Authorized Dealer to select the operator and accessories that are suited for your door's size and usage.



ControlHoist 2.0



PowerHoist

Raynor Door Options

Raynor also offers a full line of sectional, rolling, fire, high performance and traffic doors, as well as, security grilles. See your Raynor Dealer or visit www.raynor.com for more information.



TC Series™, TC300



RapidCoil™, RC300



DuraCoil™

Professional Installation and Service

Depend on your Raynor Dealer

When you select Raynor, you're not just getting a superior garage door - you're also getting professional garage door installation and service expertise.

Every Raynor garage door is installed by a trained Raynor professional, and that means added benefits for you. First, you won't have to deal with it yourself. Second, because it's done right the first time, your door will deliver performance and reliability from the day it's installed. Your technician will check your door for everything from safety to performance and appearance. Trust your Raynor garage door to someone who knows it better than anyone else, your professional Raynor Dealer.



P.O. Box 448, 1101 East River Rd.
Dixon, IL 61021-0448
1-800-4-RAYNOR (472-9667)



A.B.E. Doors & Windows

6776 Hamilton Boulevard
Allentown, PA 18106
610-398-2430

www.abeddoors.com

Call 610-398-2430 now to get a free estimate!